

# RS 8E / RS11E

Sockets For MPC , HMPC, LMPC & ON OFF Series Relays



## TECHNICAL SPECIFICATIONS


TYPE	RS 8E / RS 11E	
TERMINAL TYPE	Screw Terminal	
CONTACT CONFIGURATION	8 Pin	11 Pin
RATED CARRYING CURRENT (RESISTIVE) AT 24 VDC / 250 VAC	16 A	12 A
BODY MATERIAL	High Electric Grade Bakelite	
CONTACT MATERIAL	Electrical Grade Phosphor Bronze Spring Action Tubular Contacts Electroplated	
DI-ELECTRIC STRENGTH	Brass Electroplated	
MAXIMUM TIGHTENING TORQUE	2 kV	
INSULATION RESISTANCE AT 500 VDC AT 27°C & + 65% RH	0.6 Nm	
AMBIENT TEMPERATURE	-25°C To + 55°C	
ALL DIMENSIONS ARE IN mm	40.2 X 51.5 (+4) X 21	43 X 51 (+4) X 31
WEIGHT IN GRAMS	38 g	54 g
MOUNTING	Din Rail & Screw	



## APPLICATIONS

- Ideal Substitute for Costly Relays & Contractors having Front Screw Terminals
- For Plug in Relays Rapid Stop Unit, Timers, Somoke Detectors & any other Plug in Module / Instrument

## ORDERING CODE FOR RELAY

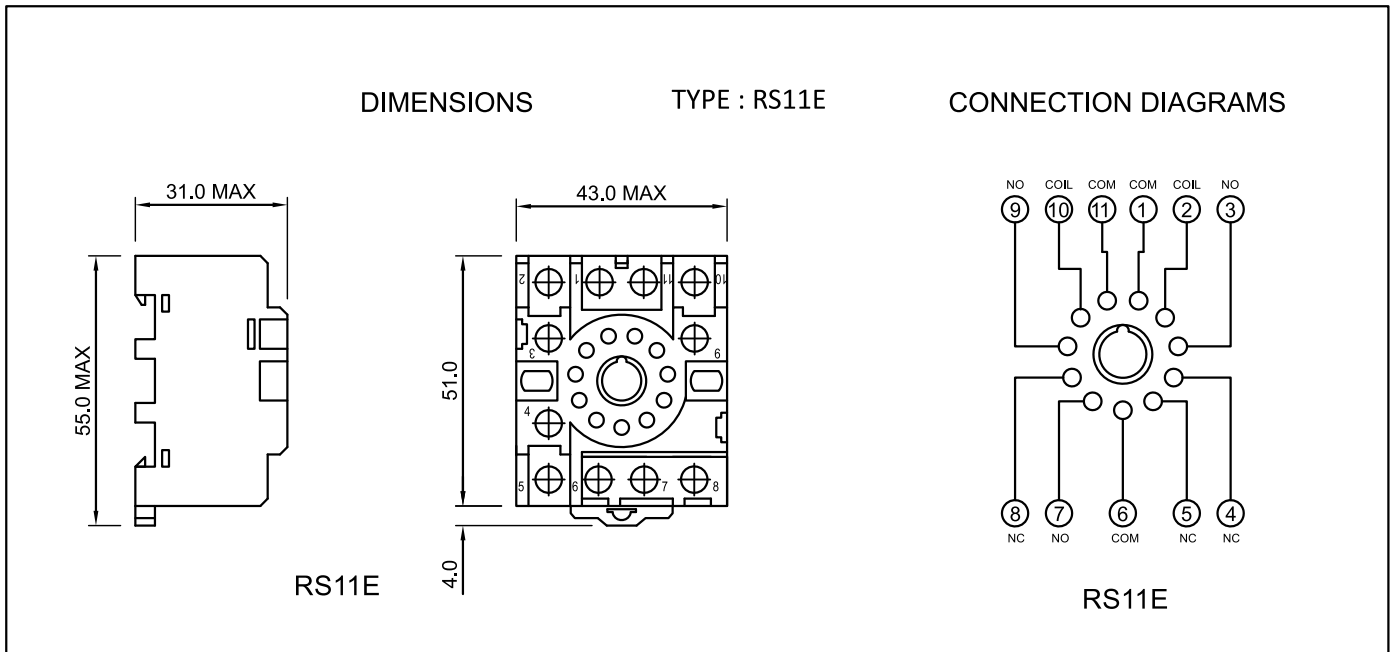
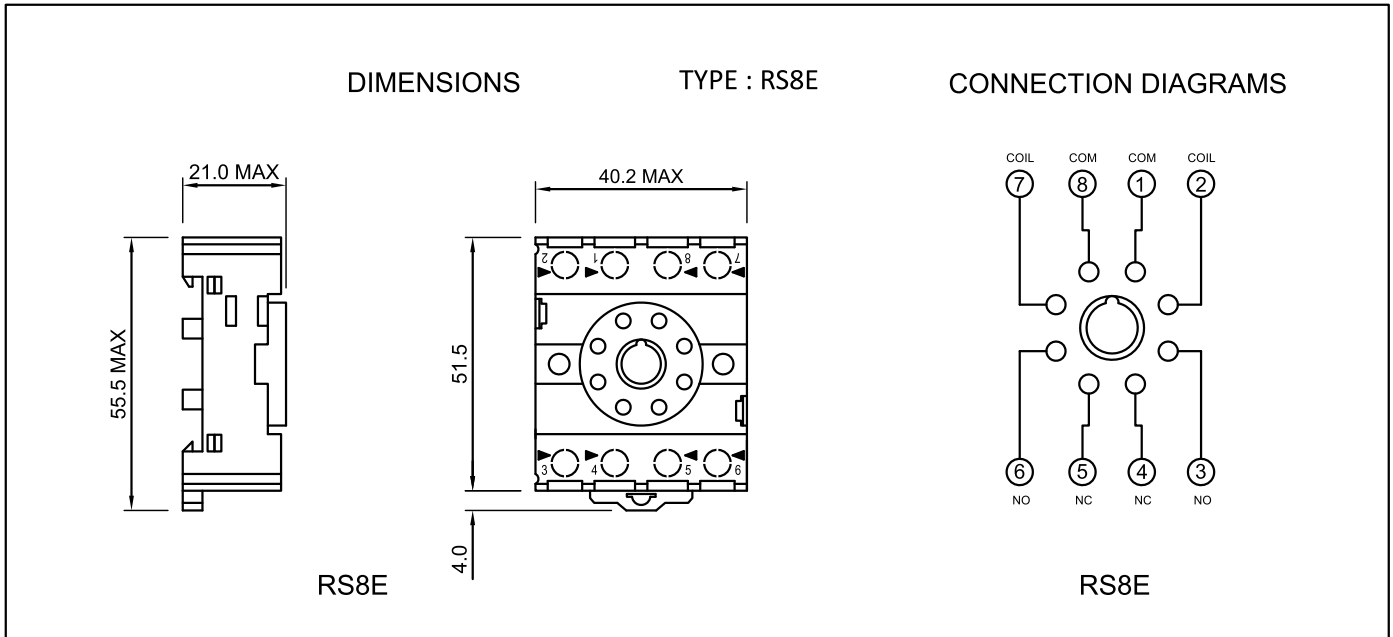


### NOTE:-

- 1) Recommended for MPC series relays, LMPC Relay, ON Realy & OFF Relay.
- 2) All Specification / Dimensions subject to Tolerance.
- 3) RS 11E socket is used for LMPC realys
- 4) RS 8E socket is used for On Off realys



## DIMENSIONS



**NOTE :-** 1) In case no tolerance shown in outline dimensions : Outline dimension 1mm, tolerance should be  $\pm 0.2\text{mm}$   
 Outline dimension 1mm and 5mm, tolerance should be  $\pm 0.3\text{mm}$  Outline dimension 5mm tolerance should be  $\pm 0.4\text{mm}$   
 2) The tolerance without indicating for PCB layout is always  $\pm 0.2\text{mm}$



+91 22 25106104/05



+91 7045459530



sales@plarelays.com



www.plarelays.com