



# O/E/N 63

## HEAVY DUTY POWER RELAY

- Upto 30 A Switching
- High Performance
- Spade Terminals for Power Output
- High Reliability
- AC & DC Versions
- Sealed
- UL Approved

### SPECIFICATIONS

Contact Arrangement	: 1 Form A/1 Form C
Contact Material	: Silver Alloy
Contact Rating	
Rated Voltage	: 230 VAC/24 VDC
Maximum Voltage	: 250 VAC
Maximum Continuous Current @ 230 VAC/24VDC	
1 Form A	: 30A
Motor Load	: 2HP/230VAC
1 Form C	: 30 / 20 A
Maximum Power Rating	: 7500VA (SPST)
Nominal Coil Power	DC
: 0.93W (approx)	
AC	: 2VA
Operating Power	DC : 0.5W (approx)
Life Expectancy	
Mechanical	: 10 <sup>7</sup> operations
Electrical	: 10 <sup>5</sup> operations
Contact Resistance	: 50 milli Ohms (Initial)
Dielectric Strength	
Between Contacts & Coil	: 2500 VRMS
Between Contacts	: 1500 VAC
Insulation Resistance	: 1000 Meg.Ohms at 500VDC, 25 <sup>0</sup> C,RH50
Operate time at Nominal Voltage	: 10 milli sec.(Typ)
Release time at Nominal Voltage	: 8 milli sec.(Typ)
Ambient Temperature	: -55 <sup>0</sup> C to +100 <sup>0</sup> C
Weight	: 35gms (approx)
* The tab on the cover should be removed after PCB cleaning.	

#### Typical applications

Air Conditioning Systems, Ventilation, Heater, Domestic Appliances, Automotive.

All dimensions are in mm. Specifications subject to change without notice. Tolerance unless otherwise specified is ± 10%

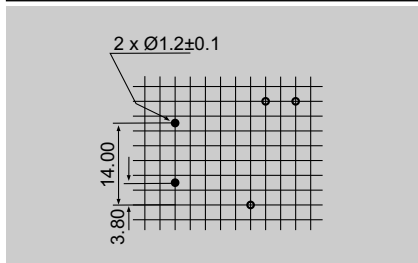
### COIL DATA

Nominal Voltage VDC	Pick-up Voltage VDC (Max)	Drop-out Voltage VDC (Min)	Coil Resistance Ohms ± 10%
5	3.75	0.6	27
6	4.50	0.9	40
12	9.00	1.2	160
18	13.50	1.8	380
24	18.00	2.4	660

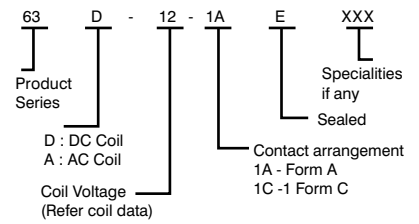
#### AC Coil Data

VAC	VAC	VAC	Ohms
230	190	23	13,490

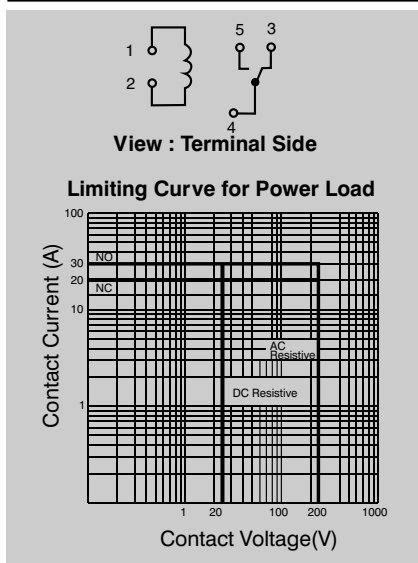
### DRILLING PATTERN



### HOW TO ORDER



### CIRCUIT DIAGRAMS



### DIMENSIONS

